



2019 YEAR IN REVIEW

EBAA Leadership: Envisioning the Future

CHAIR'S ADDRESS

Woodford S. Van Meter, MD

Chair 2018-2020



“Guiding all our efforts is the north star mission of conveying gratitude and respect to donor families, providing the best patient care for positive outcomes, with restoring sight worldwide as the ultimate goal.”

IF YOU WANT TO KNOW how eye banking was practiced five years ago, read the Eye Banking section in Fred Brightbill’s textbook *Corneal Surgery*. If you want to know how eye banking was practiced two years ago, read the *International Journal of Eye Banking*. If you want to know how eye banking is practiced now, attend the EBAA Virtual Annual Meeting in June. And if you want to know how eye banking is practiced in the future, get involved with the EBAA, participate on the committees and programs that make up the EBAA, and help us write the future.

Throughout 2019, we continued to see changes and make advancements in the field of eye banking. The possibility of endothelial cell regeneration without the need of transplanted donor cells was a topic that got everyone’s attention at the Cornea and Eye Banking Forum in San Francisco in October.

Beyond scientific developments in the field, the EBAA board has been working throughout the year on making improvements within EBAA, and moving the organization and its membership strategically forward after increased competition, medical regulatory affairs, and consolidation of eye banks have altered the overall landscape of eye banking.

New Board Members received orientation in August and immediately got busy joining initiative steering committees, reaching out and connecting with individual eye banks to get direct insight and feedback from members. The Board continues their work connecting with members to better serve and communicate recent successes and ongoing challenges.

Guiding all our efforts is the north star mission of conveying gratitude and respect to donor families, providing the best patient care for positive outcomes, with restoring sight worldwide as the ultimate goal.


We have lots planned and in store during 2020 to secure EBAA’s place as the most trusted source of accredited tissue, and the number one choice for surgeons looking to secure the best patient outcomes. So please enjoy this review of our activity in 2019 and join us as we chart a path for the future of eye banking and corneal transplantation.

A handwritten signature in black ink that reads "Woodford S. Van Meter MD". The signature is written in a cursive, flowing style.

PRESIDENT'S ADDRESS

Kevin P. Corcoran, CAE

President & CEO



DEAR EBAA MEMBERS, FRIENDS AND SUPPORTERS:

An association exists to facilitate its members' successes; our role is to offer the tools, resources and services that eye banks need to recover and provide corneal tissue more effectively, and that surgeons rely on to deliver the best positive outcome for their patients. We do this by responding to current needs, looking ahead to identify future opportunities and challenges, and offering solutions. Finally, we are the voice and the face of the profession; internally by encouraging feedback from our members and externally by educating and informing legislators, regulators, the media and the public about how eye banks and corneal surgeons transform the lives of the cornea recipients and donor families they serve.

Over the past twelve months, we have done precisely that. We have enjoyed numerous advocacy successes that strengthened our position with decision makers; we have developed new events, products and services to serve our members better and we have continued a governance transformation that makes us a more strategic and nimble organization. All of this has been accomplished with the clear intent to direct the art and science of eye banking and corneal transplantation for the benefit of recipients and donor families.

The following pages illustrate the work performed by our Board, volunteer members and staff, but they only hint at what we have accomplished as an association. That's because they don't

fully address the work of our member eye banks and surgeons. These are the people who transform the lives of tens of thousands of people each year. They're the ones providing comfort to grieving families by offering the gift of sight to a total stranger, evaluating and expertly preparing tissue for transplant, and performing the surgeries that give the gift of sight to those in need.

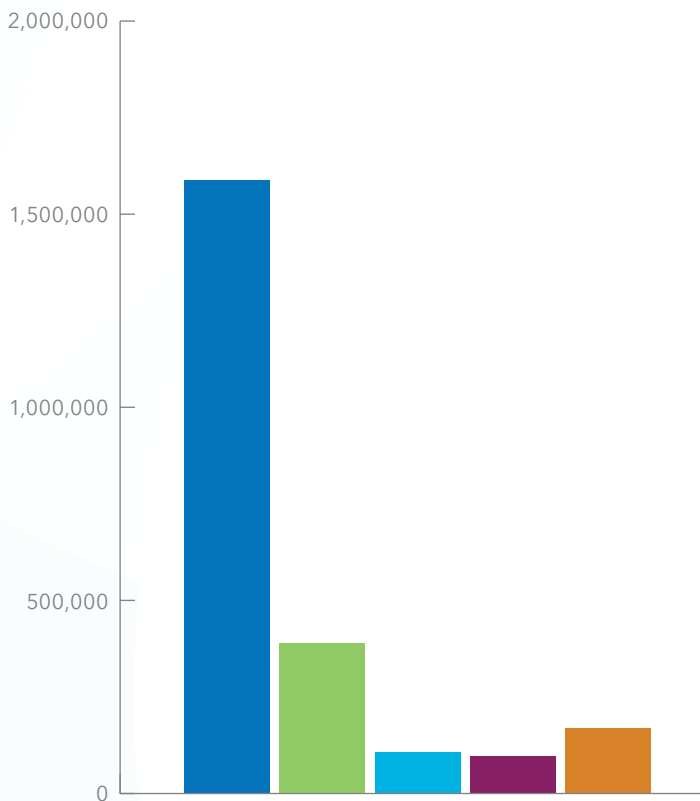
It is our honor to contribute to their work and to share in facilitating the gift of sight worldwide. Thank you for your share in our continued success.

Sincerely,

FINANCIAL REPORT

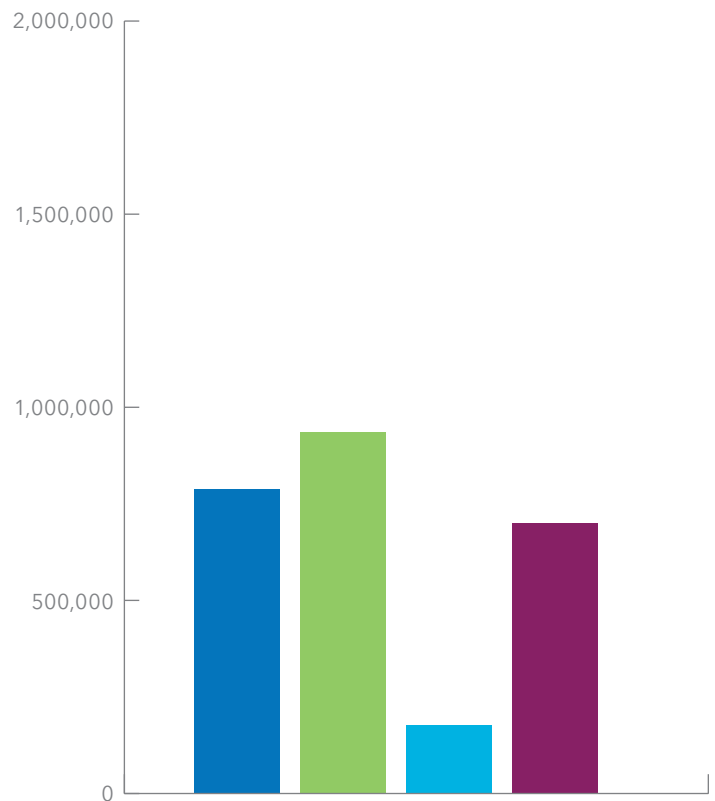
Reporting is for fiscal year July 1, 2018 - June 30, 2019

Revenue



● Member Dues	1,587,708
● Meeting Registrations	388,660
● Accreditation Fees	107,500
● Technician Exam/Recertification	95,776
● Other Sources	167,823
TOTAL	2,347,467

Expenses



● Member Services	785,601
● Meetings	932,643
● Accreditation	174,979
● Overhead and Administration	698,199
TOTAL	2,591,422

Note: Excludes Investment Income and Unrealized Gain/Loss

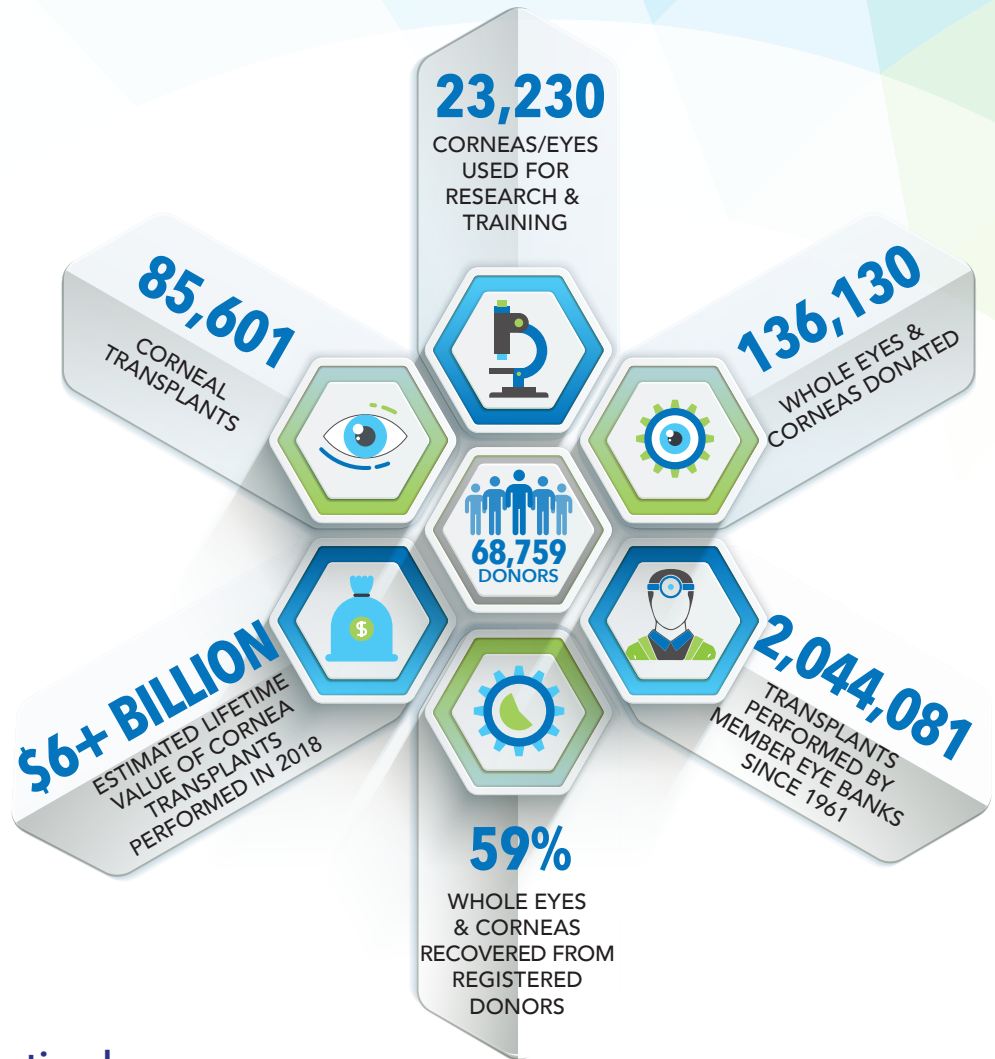
STATISTICAL REPORT

SINCE ITS INCEPTION in 1961, the Eye Bank Association of America has collected and disseminated a statistical record of the profession's activity. This data has been used to identify and share best practices, educate and inform regulatory bodies within the profession and in government, and inspire and track new developments and trends in eye banking and corneal transplantation.

EBAA publishes its Eye Banking Statistical Report annually; the 2019 report runs to over 110 pages of data, graphs and analysis. Some highlights from the report are included below.

For the sixth year in a row, the majority of corneas were recovered from individuals listed on their states' organ donor registry rather than through authorization by next of kin (NOK). First-person consent through donor registration facilitates the recovery process and ensures that the donor's wishes are observed.

2019 EYE BANKING BY THE NUMBERS



Total Donations and Distribution by U.S. Eye Banks in 2019

Donations	2018	2019	% Change
Eye Banks Reported	57	57	0.0%
Total Whole Globes and Corneas Donated	133,576	136,130	1.9%
Total Number of Donors	68,102	68,759	1.0%
Distribution	2018	2019	% Change
Intermediate-Term Preserved Corneas	79,207	79,534	0.4%
Sclera	2,959	5,999	102.7%
Long-Term Preserved Corneas	13,521	8,614	(-36.3%)
Research	12,495	13,743	10.0%
Training	10,666	9,487	(-11.1%)

GOVERNANCE RESTRUCTURING

To lead the profession, EBAA must also change, sometimes gradually, and sometimes dramatically, in order to anticipate and address our members' needs.

IN 2017, EBAA's House of Delegates adopted a series of bylaws amendments designed to streamline the size and function of the Board of Directors and to make House of Delegates meetings more representative and informative to both the association's membership and its leadership. These changes were made because we recognized that eye banking as a profession was undergoing transformations in technology, processes and business philosophy the existing structure was ill-equipped to address.

Nearly three years later, our new organizational structure has accomplished many, but not all, of our desired goals. We reduced the size of the Board, from 22 members to 13, and directed it to take a more strategic orientation to its work. The Board now engages in discussion, weighs the implications of a variety of alternatives and makes decisions that consider the interests of all stakeholders. These discussions are much more productive with a smaller board, since everyone shares their input and has the time and space to expand on their thoughts.

Board members also take part in annual Board orientation and training sessions held in the weeks following the annual meeting. These sessions, led by a non-profit consulting professional, review best practices and legal requirements for association Boards, open lines of communication among people who may not have worked together in the past and help to reaffirm the projects and initiatives the Board will undertake in the coming year.

Perhaps most importantly, our annual orientation and training meetings establish the Board's culture and cement expectations that Board members have

of each other. A Board comprised of over a dozen eye bankers and physicians, working across the country in very different circumstances, must share a common culture to work cohesively and reach consensus on the issues facing the association and the profession.

The bylaws amendments of 2017 also reallocated voting representation in the House of Delegates to distribute power more equitably. This included reducing the gap in voting authority between the largest and smallest eye banks from 60-to-1 to a more reasonable 10-to-1, and establishing a one-bank/one-vote structure for non-binding issues. Voting in the House of Delegates is our members' most direct means of shaping the association's course, and at a time of increasing competition and consolidation, we must ensure that none of our members are marginalized.


On the other hand, our efforts to transform the House of Delegates into a more deliberative body have not yet yielded fruit. Following many years in which House of Delegates meetings were dominated by reports directed to the members, it has been challenging to flip the format to solicit feedback and guidance from them. We will continue to work at this, to make the HOD meeting a more engaging and interactive experience for all participants.

However, the Board has developed other ways to collect member input. In addition to routinely seeking members' views through surveys and polls, the Board is actively reaching out to members at the individual level. Each Board member is assigned seven or eight eye bank CEOs, to whom they place quarterly phone calls and discuss the issues concerns facing their banks. These conversations give the Board and staff insights into our members' needs and are integrated into our strategic and operational plans.

Organizational change does not come smoothly, and it does not proceed on a straight line. There are always fits and starts; areas where great strides can be made, and others where growth is more difficult. But the very process of assessing our progress and adjusting our work accordingly reinforces and advances our efforts.

The eye banking and corneal transplantation profession of 2020 is vastly different than it was ten, or even five years ago. To lead this profession, EBAA must also change, sometimes gradually, and sometimes dramatically, in order to anticipate and address our members' needs. This process has been greatly facilitated by the governance transformation undertaken in 2017.

A Board comprised of over a dozen eye bankers and physicians, working across the country in very different circumstances, must share a common culture to work cohesively and reach consensus on the issues facing the association and the profession.



BUILDING AWARENESS AND ENGAGEMENT



THE POWER OF YOU

Build hope. Restore sight.
Change lives.

Register as a donor.

Danny Rivers
Cornea Recipient

Eye Donation Month 2019 The Power of You

Thank you to all the member eye banks that celebrated Eye Donation Month in November. Once again we used the theme The Power of YOU, acknowledging the entire community of people involved in the journey of sight restoration.


This year's campaign included a new interactive social media aspect, the "Eye Donation Month is Everywhere" campaign. Using their Eye Donation Month buttons, member eye banks were encouraged to spread the word about sight restoration by posting photos with the button in front of local landmarks or during their travels, and sharing them across social media platforms using the #EyeDonationMonth. From Disney World to the Grand Canyon, Helsinki Finland, beyond and in between, Eye Donation Month had a presence across the globe!

We were honored to have Dan Kildee (MI 5th District) read into the Congressional Record a proclamation honoring November 2019 as Eye Donation Month. Members also worked with elected officials across the country to have the month of November proclaimed as Eye Donation Month in various cities, counties, and states.

We look forward to bringing a brand-new theme and more ideas to Eye Donation Month 2020!







#eyedonationmonth
www.eyedonationmonth.org







Eye Donation Month Social Media

Eye Donation Month 2019 used social media in a way we never have before.

-  40 Facebook posts, reaching 30,000 people collectively
-  180 tweets or re-tweets, earning 19.6k impressions
-  22 Instagram posts, reaching 3,493 people
-  Posted or shared 60 Instagram stories

Social Media

EBAA uses social media to update and educate members, share donor and recipient stories, celebrate milestones, amplify the messaging of members, and to encourage donor registration amongst the public:

-  Facebook (2,682 likes)
-  Twitter (1,372 followers)
-  Instagram (new in 2019, 416 followers)
-  LinkedIn (1,010 followers)



MEETINGS, EVENTS, AND EDUCATIONAL OFFERINGS

2019 Technician Education Seminar

January 31 - February 2, 2019

Host Eye Bank

Lions Eye Bank of Delaware Valley

Faculty

Josh Galloway, CEBT, *Lions VisionGift*

Sam Ramos, CEBT, CTBS, *Sierra Donor Services Eye Bank*

George Rosenwasser, MD, CEBT, *Gift of Life Donor Program Eye Bank*

Ingrid Schunder, MBA, CEBT, *Miracles in Sight*

Troy Win'E, CEBT, *SightLife*

EBAA welcomed eye bank professionals from the US and Canada to Philadelphia, Pennsylvania, for the 2019 Technician Education Seminar (TES). The seminar featured several updated components, additions, and a new location!

For the first time ever, the course featured a combination of online and in-person sessions. Prior to the seminar, attendees completed an online course on [eyeLEARN](#), arriving to the in-person seminar with a base level of knowledge around certain topics. The in-person seminar was an intense three days filled with new components such as a dynamic case study discussion led by Dr. George Rosenwasser, recaps of the online sessions reviewing questions submitted prior to the seminar, a physical examination discussion with the use of training mannequins, and more.

Breakout sessions allowed participants opportunity to perform a corneal excision using whole eyes and training heads, receive a deeper look at processing, listen to calls with next of kin, and receive dedicated time using slit lamp microscopes.

The experience was made even more meaningful when attendees heard the true impact of the gift of sight from a donor family member and a cornea

transplant recipient. At the beginning of seminar, Genevieve Casaceli, EBAA Education and Programs Manager, spoke about her father and the lasting legacy that he left behind as a cornea and tissue donor and how it inspired her to work for EBAA. At the end of the seminar, Brooke Halper, a cornea transplant recipient with Lions Eye Bank of Delaware Valley, shared how being a bi-lateral cornea recipient has given her freedom in what she is able to do and how she is able to live.

Thank you to everyone who contributed to the Technician Education Seminar, including:

- The dedicated faculty for the experience and knowledge that they shared with EBAA and the attendees.
- The Lions Eye Bank of Delaware Valley for hosting the event.
- The eye banks who provided supplies and tissue
- Dr. Rosewasser for supplying the microscopes
- All of the attendees for active participation

We look forward to another successful event next year!

“I thought TES was an amazing experience. I was nervous going into it but I will value what I learned so much and it was an incredible resource to me.”

“Absolutely amazing, the online resources plus the in-person seminar provided me with so much valuable information that I utilize in my day-to-day duties at my eye bank. Everyone I met was wonderful and hearing about the variety of ways we perform the same task was beneficial.”

“I thought (the online portion) was a nice way to go into the seminar. It introduced faculty as well as provided an overview that could be built upon.”

2019 EBAA Annual Meeting

June 5 -8, 2019

Scottsdale, Arizona

The 2019 EBAA Annual Meeting brought eye bank professionals and corneal surgeons from across the US and around the world to Scottsdale, Arizona, for the hottest eye banking event of the year!

Innovation, science, learning, inspiration and collaboration were all on display during the four-day event. The meeting included two keynote presentations, over 85 speakers on a wide range of topics, a large number of dynamic sessions and workshops, a wild west social event, donor family and recipient testimonials, productive committee and board meetings, elections, inspirational awards presentations and much more.

EBAA was honored to welcome Dr. Kia Washington, Associate Professor of the University of Colorado School of Medicine, to deliver the keynote presentation, *Second Sight: A Comprehensive Approach to Whole Eye Transplantation*. Dr. Michael Bennett delivered the keynote presentation, *Innovating with Fresh Vision*, the next day. Both of these presentations inspired attendees to think about the future and what is possible and set the tone for the meeting. Education was front and center at the meeting and through workshops and sessions, attendees learned about patents and intellectual property, employee development, working with OPOs, facilitating and presenting research, creating a quality assurance culture, tissue distribution and processing, and much more. A special thanks to everyone who made the interactive slit lamp microscopy session a success. Thanks to Haag-Streit, Donor Network of Arizona, 10 faculty members, and multiple eye banks who provided tissue. Attendees had the opportunity to evaluate tissue with interesting findings using slit lamp microscopes. This session was definitely a favorite amongst attendees!



The add-on events for the meeting were quite a success. The workshop, *Media Training Intensive: Proven Tips and Techniques for Success*, gave attendees the opportunity to practice their interview skills and learn best practices from two former news reporters and a public relations expert. The Thursday night social event, *A Wild West Evening in Copper Canyon*, featured a wild evening in the dessert with live music, a signature drink, roulette tables, yard games, dancing, and delicious BBQ.

An important reason the EBAA Annual Meeting takes place is to convene various boards and committees to discuss topics of interest to the EBAA. The EBAA Board of Directors, House of Delegates, and numerous committees made important policy decisions, held elections, and informed members of previous and future activities. The HOD elected Dr. Shahzad Mian, Megan Young, and Chris Hanna to the Board of Directors.

The Annual Dinner and Awards Program took place June 7 and honored the recipients of the Leonard Heise Award, the Gift of Sight Award, and the Crystal Cornea. These award winners inspired the attendees with their passion for eye banking and cornea donation.

On the last day of the meeting, science and the role of the Medical Director were the focus during the Scientific Symposium and Medical Director Symposium. Samera Ahmad, a medical student from Emory University, received the Best Paper of Session Award for her presentation, *Ethics in Eye Banking: Understanding Attitudes Towards Industry Changes*. The award was supported by an unrestricted educational grant from the International Journal of Eye Banking.

To view the highlights of the meeting visit the [Annual Meeting Highlights page](#), check out the [Facebook album](#), or purchase the [Annual Meeting Highlights package](#) on eyeLEARN.

EBAA would like to send a special thank you to Donor Network of Arizona for providing volunteers and materials. We would also like to thank all of our generous sponsors who supported the 2019 Annual Meeting; their support was critical to its success. We look forward to seeing everyone online for the 2020 Virtual Annual Meeting.

ANNUAL MEETING 19

JUNE 5-8 • SCOTTSDALE, AZ

Thank you to our Meeting Supporters

SUPPORTERS



Medline



Konan Medical USA, Inc.



Advancing Sight Network



Lions VisionGift



Mid-America Transplant



Donor Network of Arizona



Gebauer Medizintechnik GmbH



EXHIBITORS



Alphapointe



Bausch + Lomb



BIONIKO



Data Intuitions



Donate Life America



Donate Life Rose Parade Float



ECL2/Q-Pulse



Gebauer Medizintechnik GmbH



Global FIRST



Gunther Weiss Scientific
Glassblowing Co., Inc.



Haag-Streit USA



Konan Medical USA, Inc.



Krolman



Medline



MED-LOGICS, Inc.



Moria, Inc.



National Disease
Research Interchange



Network Medical Products



Oftalmedia LLC



QualTex Laboratories



Quick Specialized
Healthcare Logistics



Restore Sight International



Statline



Stephens Instruments



Stradis Healthcare



Transplant Connect



VRL-Eurofins

2019 Slit Lamp Microscopy Seminar

October 24-25, 2019

Host Eye Bank

Lions Gift of Sight

Faculty

Kristen McCoy, MA, CEBT, CTBS, *Miracles in Sight*

Jameson Clover, CEBT, *Lions VisionGift*

Michael Tramber, MBA, CEBT, CTBS, *Miracles in Sight*

Joshua Hou, MD, *Lions Gift of Sight*

The 2019 Slit Lamp Microscopy Seminar took place at the Lions Gift of Sight. The spirits of the sixteen eye bank professionals were as bright as the yellow autumn leaves in St. Paul, Minnesota!

The seminar featured an updated curriculum and design that looked at tissue evaluation as it related to each layer of the cornea.

Course highlights included:

- Lectures on a variety of topics related to slit lamp microscopy and corneal disease
- A presentation by Lions Gift of Sight Medical Director, Dr. Josh Hou
- Tissue evaluation demos performed and discussed as a group
- Hours of individual tissue evaluation alongside knowledgeable faculty

Thank you to the faculty, Lions Gift of Sight staff especially Lori Pederson and Veronique Grimes, Walman Instruments, and the attendees for making this year's course a success!



"I feel more comfortable assessing tissue suitability. It was helpful to interact with other eye bankers with similar skill level and weaknesses."

"My slit lamping skills have dramatically improved after taking this seminar. I feel more comfortable in my assessment of corneas."

"I gained a lot of knowledge and insight and I felt that it was a very valuable experience. I would recommend this course for anyone who wants to use a slit lamp in eye banking."



2019 Fall Leadership Meeting

On Thursday, October 10, EBAA members convened in San Francisco for the Fall Leadership Meeting which included the meeting of the Accreditation Board, Medical Advisory Board, and Board of Directors.

The Medical Advisory Board (MAB) passed a number of important motions including the formation of a subcommittee to review the Keratoplasty Infections Surveillance Survey (KISS)

as well as a subcommittee to develop further recommendations on donor prep procedures, a vote to accept the recommendation to add "date and time that cooling of ocular tissue or body refrigeration begun" to the L1.100 Matrix, and perhaps the most important update of changing E1.100 which now requires two applications of povidone-iodine solution prior to preservation.

The Accreditation Board released a number of updated documents included

the [Accreditation Status List](#), and several inspection forms.

The EBAA Board of Directors met to discuss, approve, and plan for a number of important strategic goals for the association. The Fall Leadership Meeting takes place each year immediately before the Cornea and Eye Banking Forum. The 2020 Fall Leadership Meeting will take place on Thursday, November 12, in Las Vegas!

2019 Cornea and Eye Banking Forum

October 11, 2019
San Francisco, CA

Research and innovation were at the forefront of the 2019 Cornea and Eye Banking Forum, as Ophthalmologists and eye bank professionals from around the world gathered on October 11 at the Palace Hotel in San Francisco for the day-long event jointly hosted by EBAA and Cornea Society.

The Forum was moderated by Michelle K. Rhee, MD, and Anthony J. Aldave, MD, and included the presentation of 25 scientific abstracts, two mini-symposia with invited speakers, two award lectures, the presentation of four awards, lively debates and discussion, and much more.

The two invited sessions focused on the *Future of Eye Banking and Cornea Transplantation*. Speakers were invited to discuss the feasibility of various novel therapies and approaches for the management of limbal stem cell deficiency and corneal endothelial dysfunction.

During the Forum, the R. Townley Paton Award was presented to Dr. Shahzad Mian, after being introduced by the 2018 R. Townley Paton Award recipient, Dr. W. Barry Lee. Dr. Mian delivered the R. Townley Paton Lecture, *Defining Competency for Cornea Surgeons: Fellowship and Beyond*.

The Best Paper of Session was awarded to Shruti Sinha, MBBS, MS, for her presentation, *Prevalence of Persistent*



Best Paper of Session Recipient Shruti Sinha MD

Corneal Epithelial Defects in Chronic Ocular Graft-Versus-Host Disease. The Best Paper of Session was supported by an unrestricted educational grant from Miracles in Sight.

With the presentation of new research, dynamic Q&A following each presentation, and open discussions and debates, the Cornea and Eye Banking Forum continues to be a success and a favorite among corneal surgeons and eye bank professionals.

Thank you to the review committee, speakers, moderators, sponsors and attendees for making this year's Forum a successful event. We look forward to seeing you next year in Las Vegas!

Thank you to the following organizations for providing support through unrestricted educational grants:

Miracles in Sight

Lions Gift of Sight

Lippincott, Williams & Wilkins



Paton Award Recipient Shahzad Mian

“Everything from content, delivery, selection of topics was excellent.”

“Great mix of young presenters and leaders in the field.”

“I thought the whole forum was excellent.”

“Invited speakers were great. Very innovative.”

“The paper session was very cutting edge and interesting.”



34th Annual Run for Vision

On Sunday, October 13, 2019, EBAA hosted the 34th Annual Run for Vision 5k, sponsored by Bausch + Lomb in San Francisco.

Ophthalmologists, eye bankers, donor family members, and corneal transplant recipients all gathered early in San Francisco's Golden Gate Park for the 5k Run and Walk. Thanks to a generous grant from Bausch + Lomb underwriting

all of the race expenses, these runners helped raise money to support EBAA's mission to restore sight.

Since its inception in 1985, the Run for Vision has raised nearly \$350,000 to support EBAA's mission. Thank you to Bausch + Lomb for their decades-long partnership and continued support of this event. Mark your calendar; the 35th Annual Run for Vision will take place on Sunday, November 15, in Las Vegas.

CERTIFICATION UPDATE

Since 1981, EBAA has administered an exam to enable individuals in the eye banking profession to become Certified Eye Bank Technicians (CEBT). The certification process is a long-standing, well-respected program ensuring that eye bank technicians are well-versed in the standards and regulations of eye banking.

This year, 34 candidates passed the Certified Eye Bank Technician Exam. By passing the exam and earning the CEBT designation, these individuals have demonstrated an overall knowledge in eye banking. Christine Humphreys from the Eye Bank of Canada – Ontario Division earned the highest score for the spring exam, while Angelica Egelandsdal from The Eye-Bank for Sight Restoration earned the highest score for the fall.

Congratulations to all of the individuals listed who passed the exam this year and are now Certified Eye Bank Technicians!

This year, 34 candidates passed the Certified Eye Bank Technician Exam. By passing the exam and earning the CEBT designation, these individuals have demonstrated an overall knowledge in eye banking.

CEBT Recognition Video

Spring 2019/Fall 2018

During the 2020 Annual Meeting in Scottsdale, Arizona, EBAA premiered the CEBT Recognition Video for the classes of Fall 2018 and Spring 2019. The video can be [viewed here](#). The recognition video for the classes of Fall 2019 and Spring 2020 will premiere at the 2020 Virtual Annual Meeting in June.

Class of Spring 2019

Nelson Ballard, CEBT

Lifeline of Ohio

Jaime Barr, CEBT

Misericordia Eye Bank

Evangelos Damanakis, CEBT

The Eye-Bank for Sight Restoration

Katieri DeLessio, CEBT

San Diego Eye Bank

Marc Gomez, CEBT

Lions Eye Bank of West Central Ohio

Chantal Haley, CEBT

New Brunswick Organ and Tissue Program – Ocular Division

Joshua Hill, CEBT

New Mexico Lions Eye Bank / CorneaGen – Albuquerque

Chun Ho Lau, CEBT

Eye Bank of Canada – Ontario Division

Christine Humphreys, CEBT

Eye Bank of Canada – Ontario Division

Brice Love, CEBT

Kansas Eye Bank and Cornea Research Center

Shalin Patel, CEBT

Kentucky Lions Eye Bank

Cathy Robertson, CEBT

Lions Eye Bank

Ellen Sokol, CEBT

Lions Eye Bank of Saskatchewan

Letisha Thakoordeen, CEBT

Lions Eye Bank for Long Island

Benjamin Watts, CEBT

Saving Sight

Heather Werner, CEBT

Mid-America Transplant/Center for Organ Recovery and Education

Ching Yuan, CEBT

Lions Gift of Sight

Class of Fall 2019

Naif Alghamdi, CEBT

Dhahran Eye Specialist Hospital

Fatimah Al-Zahrani, CEBT

King Khaled Eye Specialist Hospital Eye Bank

Heather Ballard, CEBT

Rocky Mountain Lions Eye Bank

Robert Brown, CEBT

Sierra Donor Services Eye Bank

Angelica Egelandstal, CEBT

The Eye-Bank for Sight Restoration

Andrew Ehrhardt, CEBT

Lifebanc

Laura Fetting, CEBT

Oklahoma Lions Eye Bank

Darrell Fisher, CEBT

Julie Hartman, CEBT

Sierra Donor Services Eye Bank

Scott Hay, CEBT

Sierra Donor Services Eye Bank

Laura Herald, CEBT

ConnectLife

Dilan Patin, CEBT

Baton Rouge Regional Eye Bank

Haven Perry, CEBT

New Brunswick Organ and Tissue Program - Ocular Division

Olivier Rochette-Drouin, CEBT

Banque d'yeux CUO

Kristin Theis-Novack, CEBT

Lions Eye Bank of Saskatchewan

Kody Westrick, CEBT

Lions Gift of Sight

Savannah Wiley, CEBT

Mid-America Transplant

AWARDS AND HONORS



Gift of Sight Award

Jeffrey S. Johnston, MD

Chief Medical Examiner
Maricopa County Office of
the Medical Examiner

*Nominated by Donor Network
of Arizona*

*Presented during the Annual
Dinner and Awards Program*

“Much success is born

from making it a priority to spend one of our most valuable resources, time, on understanding one another. We have different purposes for society with interests that often align, but sometimes could be at odds with one another. Collaboration and commitment not only to our own missions, but to the missions of our partners makes all the difference.”

Dr. Jeffrey S. Johnston, Chief Medical Examiner and Department Director of the Maricopa County Office of the Medical Examiner, received the Gift of Sight Award in recognition of his work with Donor Network of Arizona (DNA). By inviting DNA to morning rounds, facilitating more timely communication about cause and manner of death, and instituting process improvement initiatives where his staff hold off on vitreous collection, more individuals have had their sight restored and there have been maximum opportunities for transplanting corneas.

The Gift of Sight Award is presented annually to a professional who works closely with the eye banking community and whose efforts have demonstrated significant support of eye banking and corneal donation.

Crystal Cornea Award

Trust for Life Program

Kentucky Circuit Court
Clerks' Office

*Nominated by Kentucky Lions
Eye Bank*

*Presented at the Annual Dinner
and Awards Program*

“We work hand-in-hand

with our OPO and eye bank

to ensure that collaboration happens, that the message is out there, and that we are successfully getting people registered and saying yes to this mission.”

In 1992, the Kentucky Circuit Court Clerks successfully sponsored legislation through the Kentucky General Assembly that afforded every Kentuckian obtaining a driver's license or ID an opportunity to donate \$1.00 to promote organ, tissue and eye donation. These small donations were placed into the Trust for Life, which has raised more than \$9 million.

The Trust uses the funds from the \$1.00 donations to raise public awareness and encourage organ, tissue and eye donation throughout the Commonwealth. As a result of the Trust and the various public relations and advertising efforts that it funded, the Kentucky Legislature passed HB57, setting up the new Kentucky Organ Donor Registry. Since 2006, approximately two million Kentuckians have placed their name on the Kentucky Organ Donor Registry, and as of January 2019, 60% of the state's population was on statewide registry and that number continues to grow monthly.

The Crystal Cornea Award is presented to an individual or organization who has been influential in promoting cornea donation, the mission of EBAA, or the importance of the gift of sight.





Leonard Heise Award

**Mark Callahan Soper,
CEBT, CTBS**

Director of Surgical Education
and Innovation
VisionFirst

*Presented at the Annual Dinner
and Awards Program*

“It’s such a great honor to be
able to serve in this way. It’s
only made possible by the

mentoring I’ve received along the way. It’s a real honor to be in
that kind of a role now as I’m nearing the end of my career. I
think that’s what makes EBAA so strong.”

Mark began his eye banking career in 1983 at the Eye Bank
of British Columbia, becoming a CEBT in 1987. He went on
to work at UT Southwestern Medical Center at Dallas Eye
Bank and the North Carolina Eye Bank. Mark is currently the
Director of Surgical Education and Innovation at VisionFirst,
in Indianapolis.

Throughout his distinguished career, Mark has volunteered
his time to serve on the EBAA Board of Directors and such
committees as the Medical Advisory Board, Quality Assurance
Committee, the Accreditation Board, and he has also chaired
the Technical Education Committee. In addition, he has served
as faculty at Technician Education Seminars and many tissue-
processing wet labs.

EBAA members, both domestic and abroad, have benefited
from Mark’s processing knowledge as he helped them develop
and sharpen the technical knowledge and skills necessary to
start their EK processing programs. In his efforts to improve
international eye banking through education, Mark has
traveled to Karachi, Pakistan; Beijing, China; Hyderabad and
Delhi, India, and Amman, Jordan. During these travels he
provided training to both eye bank technicians and surgeons.

Mark’s dedication and tireless efforts have significantly
impacted the eye banking community and after 35 years, Mark
continues to display a passion and enthusiasm for eye banking
and sight restoration.

*The Leonard Heise Award is presented to non-physician eye
bankers in recognition of their outstanding devotion to EBAA’s
development and for exemplifying the precepts of Leonard Heise,
a major contributor to the fight against blindness and one of
EBAA’s founders.*



R. Townley Paton Award

Shahzad Mian, MD

Medical Director
Eversight

*Presented during the Cornea
and Eye Banking Forum*

“For me, one of the reasons
that this is a huge honor, is
because Dr. Paton was patient-
focused. He recognized early

that he could help more patients by building community. It
was important for him to know that having not only him doing
more surgeries and helping his patients was big but so was
allowing other surgeons to benefit from his cause.”

Shahzad Mian, MD, is the Professor of Ophthalmology and
Visual Sciences at the University of Michigan Medical School
and holds the Terry J. Bergstrom Collegiate Professorship for
Resident Education. He has been the director of the residency
training program since 2004 and serves as the Vice Chair for
Clinical Sciences and Learning. His practice is focused in
cornea and refractive surgery and his research interests include
corneal transplantation techniques, ocular graft versus host
disease, and eye banking.

Dr. Mian has received two distinguished honors from the
American Academy, including the Senior Achievement
Award in 2015 and the Straatsma Award for excellence in
resident education in 2017. He is the past-president of the
Program Director’s Council of the Association of University
Professors in Ophthalmology and serves on the Cornea Society
Board of Directors, the Residency Review Committee for
Ophthalmology, the EBAA Board of Directors, the EBAA
Accreditation Board and the EBAA Medical Advisory Board.
Dr. Mian currently serves as the Senior Medical Director of
Eversight Michigan.

Dr. Mian holds the following as his greatest achievements:
helping patients gain the gift of sight, helping transform eye
banking in the 21st century and being a mentor and teacher
to trainees. The R. Townley Paton Award was presented to Dr.
Mian in recognition of his dedication and contributions to
EBAA, eye banking and sight restoration.

*The R. Townley Paton Award is EBAA’s highest honor for corneal
surgeons presented annually to an ophthalmologist in recognition
of his/her contributions to EBAA for exemplifying the precepts
of modern eye banking, and the founder of the first eye bank
established in the United States.*



Mary Jane O’Neill Fellowship in International Eye Banking

Célia Regina Malveste Ito

Supervisor and Technician
Eye Bank of Federal University of Goiás, Brazil

“Three moments were most striking: when I attended the interactive slit lamp

microscopy session, when I presented my work that was completed in my post-graduate at the Scientific Symposium, and the most thrilling thing was listening to a donor family member and a cornea recipient share their experiences. That made me more sure of what I want to do and the importance of my job which is helping people see again.”

Célia Regina Malveste Ito is the Supervisor and Technician of the Eye Bank of Federal University of Goiás, Brazil. Célia is involved in almost every aspect of her eye bank, including legislative efforts, evaluation and preservation of tissue, the release of tissue, quality assurance, and much more. Célia ensures that her eye bank’s procedures follow current regulations legislation, and strives to continuously improve the quality and process at her organization. As the recipient of the Mary Jane O’Neill fellowship, Celia attended the 2019 Annual Meeting in Scottsdale, Arizona, and interned for one week at Lions Gift of Sight in St. Paul, Minnesota. Through the Fellowship, Celia was able to meet eye bankers from around the US and world, gain new information on best practices at the Annual Meeting, and received hands-on training at an eye bank. To learn more about Celia’s experience and what it meant to her, read Celia’s Mary Jane O’Neill Fellowship Personal Account.

The Mary Jane O’Neill Fellowship in International Eye Banking was established in 2001 to provide medical and technical personnel from international eye banks with the skills necessary to develop, operate and maintain successful eye banks-ultimately, reducing blindness due to corneal disease or injury in other countries. Thank you to Lions Gift of Sight in St. Paul, Minnesota, for hosting the 2019 Mary Jane O’Neill Fellow and to The Eye-Bank for Sight Restoration for continuously supporting the Fellowship.



Patricia Aiken O’Neill Scholarship

Joy Fragola

Professional Outreach Director
Southern Eye Bank

“Attending the conference was so much more than just a learning experience. It helped me connect to others in a way not possible from a distance. It gave me contacts and offers

of support that were unavailable or rather, unknown before. It offered me the opportunity to co-present at a break-out session on a collaboration with our OPO that I helped author. It gave me the chance to hear experts on relationship building, media exposure, and creating a culture that supports our mission and our goals.”

As the Professional Outreach Director for Southern Eye Bank since 2005, Joy is focused on relationship building and community and professional education concerning organ, tissue and cornea donation. She develops partnerships with hospitals, coroners, hospices, funeral homes and other community organizations to facilitate donation. Joy also trains referral coordinators as they approach families for authorization for cornea and eye donation. Her background in Leadership Development has contributed to her passion for excellence through collaboration.

As the Patricia Aiken-Oneill Scholarship recipient, Joy attended the 2019 Annual Meeting where she was able to attend a variety of meetings, network with individuals from around the US and world and even present as a speaker in one of the sessions. Read Joy’s personal account, about the Annual Meeting to learn about her experience and what the opportunity meant to her.

The Patricia Aiken-O’Neill Scholarship is a merit-based scholarship that provides funds for an eye bank staff member to attend the EBAA Annual Meeting. The scholarship honors Patricia Aiken-O’Neill, who served as EBAA President and CEO from 1990-2011.



**Jachin Misko
Memorial Scholarship
for Technical
Advancement in
Eye Banking**

Shalin Patel, CEBT

Tissue Processing Specialist
Kentucky Lions Eye Bank

“The TES was everything I
imagined and so much more.
I had the opportunity to

network with so many of my fellow colleagues from across the country and Canada. It was really interesting learning how eye banks operate a little differently from one another, yet all share the same goal of giving the gift of sight. The TES was an excellent opportunity to not only advance my knowledge and skills in eye banking, but also to engage with people with different backgrounds and expertise in the world of eye banking.”

Shalin Patel, CEBT, first held a position as an eye bank technician at Eversight in 2016, before beginning his work as a Tissue Processing Specialist at Kentucky Lions Eye Bank in May 2018. Shalin quickly learned donor screening, tissue recovery, tissue evaluation procedures, and tissue processing. As the recipient of the Jachin Misko Memorial Scholarship, Shalin attended the Technician Education Seminar (TES) in Philadelphia, Pennsylvania. Shortly after attending the TES, Shalin earned his Certified Eye Bank Technician (CEBT) designation in April 2019. Shalin shares his TES experience in this personal account.

The Jachin Misko Memorial Scholarship for Technical Advancement in Eye Banking honors the memory of Jachin Misko, an eye bank technician who was dedicated to technical innovation in eye banking, and brings a highly motivated technician from an EBAA member eye bank to the Technician Education Seminar. Thank you to Saving Sight for sponsoring this scholarship.

RESEARCH AND GRANTS

EBAA proudly supports research and innovation by offering grant opportunities to fund research specifically related to eye banking, sight restoration, and corneal transplantation.

The [EBAA Pilot Research Grants](#) are awarded each year to fund pilot projects, well-define short-term protocols, and initial studies directed toward new research initiatives. In 2019, the funding amount limit was increased to \$7,500 for each project. The EBAA Research Committee selected seven projects for funding, for a total of \$49,984.00.

The 2019 Pilot Research Grant Recipients

Martin de la Presa, MD, MPH

University of Minnesota/ MN Lions Cornea Research Program
Organosilane Coating of DMEK Injectors to Reduce Endothelial Cell Loss in Preloaded DMEK Grafts

Matthew Feng, MD

VisionFirst
A Resistance-Sensing Mechanical Injector for the Dissection of Descemet Membrane from Posterior Stroma

Roheena Kamyar, MD

University of Pittsburgh Medical Center
The Role of Antifungal Synergism for Prophylaxis in Corneal Storage Medium

Darryl Nishimura, PhD

Iowa Lions Eye Bank
Influence of Corneal Storage Media on the Health of Donor Corneal Endothelial Cells

Christopher Sales, MD, MPH

Weill Cornell Medical College
Efficacy of Amphotericin B in Preventing Fungal Growth in Corneal Preservation Media After Frozen Storage

Roholah Sharifi, PhD

Schepens Eye Research Institute of Massachusetts Eye and Ear Infirmary

Covalent Functionalization of PMMA Surface with Gelatin to Enhance its Biocompatibility and Adhesion to Corneal Tissue

Maxime Ruiz, PhD

Jules Stein Eye Institute, UCLA

Identifying Specific Limbal Epithelial Stem Cells (LESC) Extracellular MicroRNAs for Improved Characterization of Cellular Therapy Product to Treat Limbal Stem Cell Deficiency (LSCD)

For the second year, EBAA offered the [High Impact Research Grant](#). The grant was established to make a larger impact on corneal and eye banking research. The committee requested proposals on **Ex vivo Corneal Endothelial Cell Expansion**. A grant of \$50,000 was awarded to **Mark Daniell, MBBS, FRANZCO, FRACS, from Centre for Eye Research Australia in East Melbourne, Australia, and Eversight for the proposal, “Tissue Engineered Corneal Endothelium.”** The award was announced during the 2019 Cornea and Eye Banking Forum, and the funding cycle is November 1, 2019 through October 31, 2020.

EBAA has opened the application cycle for the 2020 High Impact Grant and is requesting proposals on **“Cell Based Therapies for Corneal Diseases.”** One proposal will be selected for funding with the [High Impact Research Grant](#) up to \$50,000.

2019 HOST EYE BANKS: THANK YOU

Throughout the year, EBAA plans, produces, and holds a variety of events and programs that occur thanks to the generosity of member eye banks who volunteer as “host.” A host eye bank typically lends staff and resources to the EBAA that

are instrumental to the success of the program or event. EBAA would like to thank the following eye banks for hosting EBAA programs and events over the course of 2019.



Lions Eye Bank of Delaware Valley
Host of Technician Education Seminar



Lions Gift of Sight
Host of Slit Lamp Microscopy Seminar and Mary Jane O'Neill Fellowship in International Eye Banking



EBAA Volunteers: THANK YOU

Thank you to all the volunteers who have given their time and expertise to the association. Throughout the year, EBAA leans on volunteers who serve on committees and boards, present on specific topics during meetings and webinars, inspect eye banks, plan educational programs, review submissions for grants and meetings, write and review exam questions, and much more. Thank you to everyone who has volunteered in any capacity with EBAA this year, we appreciate you!

LEADERSHIP

2019-2020 Board of Directors

Woodford Van Meter, MD

Chair
Kentucky Lions Eye Bank

Donna Drury, MBA, CEBT, CTBS

Immediate Past Chair
UT Southwestern Transplant Services Center

Jennifer Li, MD

Medical Advisory Board Chair
Sierra Donors Services Eye Bank

Timothy Fischer, CEBT, CTBS

At-Large Member
VisionFirst

Shahzad Mian, MD

At-Large Member
Eversight

Dean Vavra, MS, COT, CEBT

At-Large Member
Miracles in Sight

Kevin Corcoran, CAE

President/CEO
Eye Bank Association of America

Noel Mick

Chair-Elect
The Eye-Bank for Sight Restoration

David Korroch, CEBT

Speaker Of The House
Lions Medical Eye Bank & Research Center of Eastern Virginia

Beverly Lush, CPA

Secretary-Treasurer
Dakota Lions Sight & Health

Megan Young

At-Large Member
San Diego Eye Bank

Mark Greiner, MD

At-Large Member
Iowa Lions Eye Bank

Chris Hanna, MBA, CEBT

At-Large Member
Utah Lions Eye Bank

EBAA Committee Chairs

Accreditation Board

Christopher Ketcherside, MD – Co-chair
Chris Stoeger, MBA, CEBT, CTBS – Co-chair

Certification Board

Joshua Galloway, CEBT

Constitution and Bylaws

Elizabeth Fout

Continuing Education

Paul Graves, CEBT, CTBS

Donor Development

Fred Jordan, FSL

Exam

Jameson Clover, CEBT

Finance

Beverly Lush, CPA

Legislative and Regulatory

Corrina Patzer

Medical Advisory Board

Jennifer Li, MD

Quality Assurance

Matthew Arnett

Research

Maria Woodward, MD

Scientific Programs

Michelle Rhee, MD

Statistical Report

Brian Philippy, CEBT

Technician Education

Joshua Galloway, CEBT



EBAA Staff

Kevin P. Corcoran, CAE
President and CEO

Bernie Dellario, CPA
Director of Finance

Jennifer Dematteo, MCM, CIC
Director of Regulations and Standards

Stacey Gardner, CAE
Director of Education

Colleen Bayus
Communications Manager

Genevieve Casaceli
Education and Programs Manager

Tom Bruderle
Government Affairs Consultant



1101 17th Street NW | Suite 400
Washington, DC 20036
T 202.775.4999 | F 202.429.6036
www.restoresight.org